

# KOTAK CRISIL-IBX FINANCIAL SERVICES 9 TO 12 MONTHS DEBT INDEX FUND

An open-ended Constant Maturity Index Fund tracking the CRISIL-IBX Financial Services 9 - 12 Months Debt Index.  
A relatively low interest rate risk and relatively low credit risk



**Investment Objective:** The investment objective of the scheme is to generate returns that are commensurate (before fees and expenses) with the performance of CRISILIBX Financial Services 9 -12 Months Debt Index that seeks to track the performance of Commercial Papers (CPs), Certificates of Deposit (CDs) & corporate bond securities maturing within 9 to 12 months from the date of inclusion in the index. However, there can be no assurance that the investment objective of the Scheme will be achieved

**Fund Manager:** Mr. Manu Sharma

**AAUM:** ₹973.23 crs

**AUM:** ₹689.73 crs

**Benchmark:** CRISIL-IBX Financial Services 9 - 12 Months Debt Index

**Allotment Date:** September 24, 2025

**Folio Count:** 1,876

## Minimum Investment Amount

### Initial & Additional Investment

- ₹100 and any amount thereafter

### Systematic Investment Plan (SIP)

- ₹100 and any amount thereafter

### Ideal Investments Horizon

- 1 year & above

### Net Asset Value (NAV)

	Regular	Direct
Growth	₹10.4645	₹10.4807
IDCW	₹10.4624	₹10.4808

(as on June 30, 2026)

### Debt Quant

Average Maturity	0.87 yrs
Modified Duration	0.84 yrs
Macauley Duration	0.87 yrs
Annualised YTM*	7.49%
Tracking Error	0.19%

\*in case of semi annual YTM, it will be annualized.

### Total Expense Ratio\*\*

**Regular Plan:** 0.32%

**Direct Plan:** 0.12%

### Available Plans/Options

A) Regular Plan B) Direct Plan

Options: Growth and Income Distribution cum Capital Withdrawal (IDCW) (Payout and Reinvestment)

### IDCW Frequency

Trustee's Discretion

### Load Structure

**Entry Load:** Nil. (applicable for all plans)

**Exit Load:** Nil.

**Data as on 30th June, 2026 unless otherwise specified.**

**Folio Count data as on 31st May 2026.**

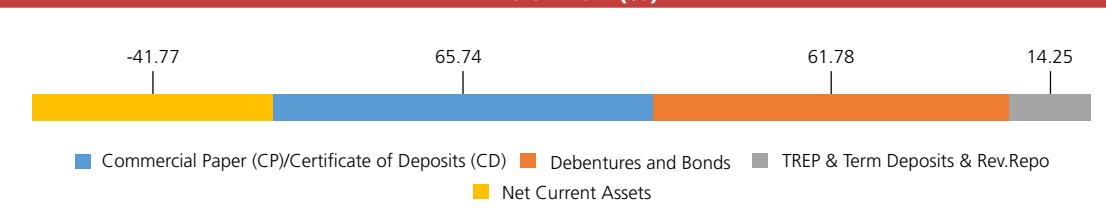
PRC Matrix

Credit Risk → Interest Rate Risk ↓	Potential Risk Class		
	Relatively Low (Class A)	Moderate (Class B)	Relatively High (Class C)
Relatively Low	A-I		
Moderate			
Relatively High			

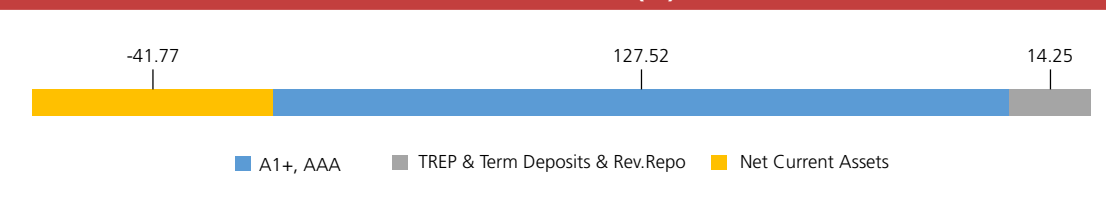
## PORTFOLIO

Issuer/Instrument	Rating	% to Net Assets
<b>Debt Instruments</b>		
<b>Debentures and Bonds</b>		
<b>Public Sector Undertakings</b>		
NATIONAL BANK FOR AGRICULTURE & RURAL DEVELOPMENT	ICRA AAA	14.55
REC LTD	CRISIL AAA	14.54
Power Finance Corporation Ltd.	CRISIL AAA	4.35
<b>Public Sector Undertakings - Total</b>		
<b>Corporate Debt/Financial Institutions</b>		
LIC HOUSING FINANCE LTD.	CRISIL AAA	14.51
TATA CAPITAL LTD.	ICRA AAA	7.29
TOYOTA FINANCIAL SERVICES INDIA LTD.	ICRA AAA	3.64
HDFC BANK LTD.	CRISIL AAA	2.18
Kotak Mahindra Prime Ltd.	CRISIL AAA	0.72
<b>Corporate Debt/Financial Institutions - Total</b>		
<b>Money Market Instruments</b>		
<b>Commercial Paper(CP)/Certificate of Deposits(CD)</b>		
<b>Public Sector Undertakings</b>		
PUNJAB NATIONAL BANK	CARE A1+	13.85
SMALL INDUSTRIES DEVELOPMENT BANK OF INDIA	CARE A1+	6.93
CANARA BANK	CRISIL A1+	3.47
CANARA BANK	ICRA A1+	3.46
<b>Public Sector Undertakings - Total</b>		
<b>Corporate Debt/Financial Institutions</b>		
BAJAJ HOUSING FINANCE LTD.	CRISIL A1+	13.83
HDFC BANK LTD.	CARE A1+	10.38
TATA CAPITAL LTD.	CRISIL A1+	10.36
Mahindra & Mahindra Financial Services Ltd.	CRISIL A1+	3.46
<b>Corporate Debt/Financial Institutions - Total</b>		
<b>Triparty Repo</b>		
<b>Net Current Assets/(Liabilities)</b>		
<b>Grand Total</b>		

## ALLOCATION (%)



## RATING PROFILE (%)



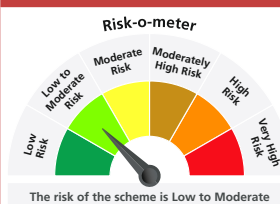
## Product Label

This product is suitable for investors who are seeking\*:

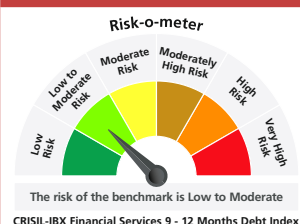
- Income generated from exposure to shorter-term maturities on the yield curve.
- An open-ended Constant Maturity Index Fund tracking CRISIL-IBX Financial Services 9 - 12 Months Debt Index.

\* Investors should consult their financial advisors if in doubt about whether the product is suitable for them.

## Fund



## Benchmark



For latest Riskometer, investors may refer to an addendum issued or updated on website at [www.kotakmf.com](http://www.kotakmf.com)

\*\*Total Expense Ratio includes applicable GST.

## Scheme Performances as on June 30, 2026 (unless otherwise specified)

### Kotak CRISIL-IBX Financial Services 9 to 12 Months Debt Index Fund

	Kotak CRISIL-IBX Financial Services 9 to 12 Months Debt Index Fund	CRISIL-IBX Financial Services 9 - 12 Months Debt Index #	ALPHA	CRISIL 10 Year Gilt Index ##	Kotak CRISIL-IBX Financial Services 9 to 12 Months Debt Index Fund	CRISIL-IBX Financial Services 9 - 12 Months Debt Index #	CRISIL 10 Year Gilt Index ##
Since Inception	6.08%	6.42%	-0.34%	2.86%	10,465	10,491	10,219
Last 6 Months	6.07%	6.36%	-0.29%	4.08%	10,301	10,315	10,202

Scheme Inception date is 24/09/2025. Mr. Manu Sharma have been managing the fund since 24/09/2025

Different plans have different expense structure. **The performance details provided herein are of Regular Plan - Growth Option**

Past performance may or may not be sustained in future. All payouts during the period have been reinvested in the units of the scheme at the then prevailing NAV. Simple annualized returns have been provided as per the extant guidelines since the scheme has completed 6 months but not 1 year. N.A stands for data not available. Note: Point to Point (PTP) Returns in INR shows the value of 10,000/- investment made at inception. Source: ICRA MFI Explorer. # Name of Scheme Benchmark. ## Name of Additional Benchmark. TRI - Total Return Index, In terms of Para no 7.23 of SEBI Master Circular no. HO/24/13/1(1)2026-IMD-POD-1/7602/2026 dated March 20, 2026, the performance of the scheme is benchmarked to the Total Return variant (TRI) of the Benchmark Index instead of Price Return Variant (PRI). Alpha is difference of scheme return with benchmark return.

## ABOUT OUR FUND MANAGERS - REGULAR PLAN



**Name: Mr. Manu Sharma**

Mr. Manu Sharma manages 6 funds & an FMP of Kotak Mahindra Mutual Fund. Different plans shall have a different expense structure. **The performance details provided herein are of Regular Plan - Growth Option.**

Kotak Savings Fund (Aug. 13, '04), Kotak Money Market Fund (Jul. 14, '03), Kotak Corporate Bond Fund (Sep. 21, '07), Kotak Floating Rate Fund (May. 14, '19), Kotak Crisil IBX financial services 3 to 6 months Debt Index Fund (Mar. 05, '25), Kotak CRISIL-IBX Financial Services 9 to 12 Months Debt Index Fund (Sep. 24, '25) & A Kotak Fixed Maturity Plans.

**Business Experience**

Mr. Manu Sharma has over 17 years of experience in the fields of Fixed Income Fund Management, Operations, Finance Audit and Taxation. He joined Kotak AMC from Deskera Systems in September 2019 and was based out of Bangalore/Singapore for one year. Prior to it Mr. Manu was with Kotak AMC since September 2006 to June 2018 and has handled major assignments like the Fund Management, Operations and Finance for the KotakAMC.

Scheme Names	Benchmark	1 YEAR		3 YEARS		5 YEARS	
		Scheme Returns(%)^	Benchmark Returns (%)^*	Scheme Returns(%)^	Benchmark Returns (%)^*	Scheme Returns(%)^	Benchmark Returns (%)^*
Kotak Money Market Fund	CRISIL Money Market A-I Index	6.28	6.01	7.27	6.97	6.46	6.30
Kotak Floating Rate Fund	NIFTY Short Duration Debt Index A-II	6.10	5.26	7.64	6.98	6.52	6.03
Kotak Savings Fund	NIFTY Ultra Short Duration Debt Index A-I	6.01	6.52	6.79	7.24	6.00	6.44
Kotak Corporate Bond Fund	Nifty Corporate Bond Index A-II	5.38	4.79	7.36	6.78	6.32	5.88
Kotak FMP Series 304 - (3119D)	NIFTY Long Duration Debt Index	4.91	0.70	8.20	5.76	NA	NA

Kotak Money Market Fund - Growth, \*Name of the Benchmark - CRISIL Money Market A-I Index, Scheme Inception date is 14/07/2003. Mr. Deepak Agrawal has been managing the fund since 01/11/2006 & Mr. Manu Sharma has been managing the fund since 01/11/2022

Kotak Floating Rate Fund - Growth, \*Name of the Benchmark - NIFTY Short Duration Debt Index A-II, Scheme Inception date is 14/05/2019. Mr. Deepak Agrawal has been managing the fund since 14/05/2019 & Mr. Manu Sharma has been managing the fund since 01/11/2022

Kotak Savings Fund - Growth \*Name of the Benchmark - Nifty Ultra Short Duration Debt Index A-I, Scheme Inception date is 13/08/2004. Mr. Deepak Agrawal has been managing the fund since 01/04/2008 & Mr. Manu Sharma has been managing the fund since 01/11/2022

Kotak Corporate Bond Fund - Growth, \*Name of the Benchmark - Nifty Corporate Bond Index A-II, Scheme Inception date is 21/09/2007. Mr. Deepak Agrawal has been managing the fund since 01/02/2015 & Mr. Manu Sharma has been managing the fund since 01/11/2022

Kotak FMP Series 304 - (3119D) - Growth \*Name of the Benchmark - NIFTY Long Duration Debt Index, Scheme Inception date is 30/12/2022. Mr. Deepak Agrawal & Mr. Manu Sharma have been managing the fund since 30/12/2022.

## Scheme Performances as on June 30, 2026 (unless otherwise specified)

### Kotak CRISIL-IBX Financial Services 9 to 12 Months Debt Index Fund

	Kotak CRISIL-IBX Financial Services 9 to 12 Months Debt Index Fund	CRISIL-IBX Financial Services 9 - 12 Months Debt Index #	ALPHA	CRISIL 10 Year Gilt Index ##	Kotak CRISIL-IBX Financial Services 9 to 12 Months Debt Index Fund	CRISIL-IBX Financial Services 9 - 12 Months Debt Index #	CRISIL 10 Year Gilt Index ##
Since Inception	6.29%	6.42%	-0.13%	2.86%	10,481	10,491	10,219
Last 6 Months	6.28%	6.36%	-0.08%	4.08%	10,311	10,315	10,202

Scheme Inception date is 24/09/2025. Mr. Manu Sharma have been managing the fund since 24/09/2025

Different plans have different expense structure. **The performance details provided herein are of Direct Plan - Growth Option**

Past performance may or may not be sustained in future. All payouts during the period have been reinvested in the units of the scheme at the then prevailing NAV. Simple annualized returns have been provided as per the extant guidelines since the scheme has completed 6 months but not 1 year. N.A stands for data not available. Note: Point to Point (PTP) Returns in INR shows the value of 10,000/- investment made at inception. Source: ICRA MFI Explorer. # Name of Scheme Benchmark. ## Name of Additional Benchmark. TRI - Total Return Index, In terms of Para no 7.23 of SEBI Master Circular no. HO/24/13/1(1)2026-IMD-POD-1/7602/2026 dated March 20, 2026, the performance of the scheme is benchmarked to the Total Return variant (TRI) of the Benchmark Index instead of Price Return Variant (PRI). Alpha is difference of scheme return with benchmark return.

## ABOUT OUR FUND MANAGERS - DIRECT PLAN



**Name: Mr. Manu Sharma**

Mr. Manu Sharma manages 6 funds & an FMP of Kotak Mahindra Mutual Fund. Different plans shall have a different expense structure. **The performance details provided herein are of Direct Plan - Growth Option.**

Kotak Savings Fund (Aug. 13, '04), Kotak Money Market Fund (Jul. 14, '03), Kotak Corporate Bond Fund (Sep. 21, '07), Kotak Floating Rate Fund (May. 14, '19), Kotak Crisil IBX financial services 3 to 6 months Debt Index Fund (Mar. 05, '25), Kotak CRISIL-IBX Financial Services 9 to 12 Months Debt Index Fund (Sep. 24, '25) & A Kotak Fixed Maturity Plans.

**Business Experience**

Mr. Manu Sharma has over 17 years of experience in the fields of Fixed Income Fund Management, Operations, Finance Audit and Taxation. He joined Kotak AMC from Deskera Systems in September 2019 and was based out of Bangalore/Singapore for one year. Prior to it Mr. Manu was with Kotak AMC since September 2006 to June 2018 and has handled major assignments like the Fund Management, Operations and Finance for the KotakAMC.

Scheme Names	Benchmark	1 YEAR		3 YEARS		5 YEARS	
		Scheme Returns(%)^	Benchmark Returns (%)^*	Scheme Returns(%)^	Benchmark Returns (%)^*	Scheme Returns(%)^	Benchmark Returns (%)^*
Kotak Floating Rate Fund	NIFTY Short Duration Debt Index A-II	6.52	5.26	8.07	6.98	6.95	6.03
Kotak Savings Fund	Nifty Ultra Short Duration Debt Index A-I	6.50	6.52	7.27	7.24	6.47	6.44
Kotak Money Market Fund	CRISIL Money Market A-I Index	6.45	6.01	7.42	6.97	6.59	6.30
Kotak Corporate Bond Fund	Nifty Corporate Bond Index A-II	5.73	4.79	7.72	6.78	6.68	5.88
Kotak FMP Series 304 - (3119D)	NIFTY Long Duration Debt Index	4.94	0.70	8.24	5.76	NA	NA

Kotak Floating Rate Fund - Growth, \*Name of the Benchmark - NIFTY Short Duration Debt Index A-II, Scheme Inception date is 14/05/2019. Mr. Deepak Agrawal has been managing the fund since 14/05/2019 & Mr. Manu Sharma has been managing the fund since 01/11/2022

Kotak Savings Fund - Growth, \*Name of the Benchmark - Nifty Ultra Short Duration Debt Index A-I, Scheme Inception date is 13/08/2004. Scheme Inception date for Direct Plan Growth Option is 01/01/2013. Mr. Deepak Agrawal has been managing the fund since 01/04/2008 & Mr. Manu Sharma has been managing the fund since 01/11/2022

Kotak Money Market Fund - Growth, \*Name of the Benchmark - CRISIL Money Market A-I Index, Scheme Inception date is 14/07/2003. Scheme Inception date for Direct Plan Growth Option is 01/01/2013. Mr. Deepak Agrawal has been managing the fund since 01/11/2006 & Mr. Manu Sharma has been managing the fund since 01/11/2022

Kotak Corporate Bond Fund - Direct Plan - Growth \*Name of the Benchmark - Nifty Corporate Bond Index A-II, Scheme Inception date is 21/09/2007. Scheme Inception date for Direct Plan Growth Option is 01/01/2013. Mr. Deepak Agrawal has been managing the fund since 01/02/2015 & Mr. Manu Sharma has been managing the fund since 01/11/2022

Kotak FMP Series 304 - (3119D) - Direct Plan - Growth \*Name of the Benchmark - NIFTY Long Duration Debt Index, Scheme Inception date is 30/12/2022. Mr. Deepak Agrawal & Mr. Manu Sharma have been managing the fund since 30/12/2022.

# DISCLAIMERS

## **Mutual Fund investments are subject to market risks, read all scheme related documents carefully.**

\*The rating indicates highest degree of safety regarding timely receipt of payments from the investments that the Scheme has made. The ratings should, however, not be construed as an indication of expected returns, prospective performance of the Mutual Fund Scheme, NAV or of volatility in its returns.

### **Disclaimer on market outlooks:**

The outlook provided is only a subjective understanding of an uncertain market phenomena, which may or may not occur, and may also not have any effect on the performance of the scheme, clement or otherwise. This outlook should not be construed as a reason for investment into the scheme based on prospect of future performance, which may not accrue as anticipated by the statement.

### **Disclaimer on Scheme Performance(s):**

Past Performance may or may not be sustained in future.

### **Disclaimer of NSE Indices Limited:**

The Products offered by "Kotak Mahindra Mutual Fund/Kotak Mahindra Asset Management Company Ltd" or its affiliates is not sponsored, endorsed, sold or promoted by NSE Indices Limited (NSE Indices) and its affiliates. NSE Indices and its affiliates do not make any representation or warranty, express or implied (including warranties of merchantability or fitness for particular purpose or use) to the owners of these Products or any member of the public regarding the advisability of investing in securities generally or in the Products linked to their underlying indices to track general stock market performance in India.

### **Disclaimer by Asia Index Private Limited:**

The BSE Sensex TRI and BSE Housing TRI, is a product of Asia Index Private Limited ("AIPL"), a wholly owned Subsidiary of BSE Limited ("BSE"), has been licensed for use by Kotak Mahindra Asset Management Company Limited. BSE® and SENSEX® are registered trademarks of BSE. These trademarks have been licensed to AIPL and sublicensed for certain purposes by Kotak Mahindra Asset Management Company Limited. Kotak BSE Sensex ETF and Kotak BSE Housing Index Fund is not sponsored, endorsed, sold or promoted by AIPL or BSE or their respective affiliates and none of such parties make any representation regarding the advisability of investing in such product(s) nor do they have any liability for any errors, omissions, or interruptions of the SENSEX."

### **Disclaimer by the National Stock Exchange of India Limited:**

It is to be distinctly understood that the permission given by National Stock Exchange of India Limited (NSE) should not in any way be deemed or construed that the Scheme Information Document has been cleared or approved by NSE nor does it certify the correctness or completeness of any of the contents of the Scheme Information Document.

### **Disclaimer by the BSE Limited:**

It is to be distinctly understood that the permission given by BSE Limited should not in any way be deemed or construed that the SID has been cleared or approved by BSE Limited nor does it certify the correctness or completeness of any of the contents of the SID.

### **For details contact us at:**

**KOTAK MAHINDRA ASSET MANAGEMENT COMPANY LIMITED:** 6th Floor, Kotak Infinity, Building No. 21, Infinity Park, Off Western Express Highway, Gen. A. K. Vaidya Marg, Malad (East), Mumbai – 400 097. Tel.: 91-8048893330 / 91-18003091490 Fax: 91-22-6708 2213. E-mail: mutual@kotak.com  
Website: www.kotakmf.com

**Corporate Office of Asset Management Company:** 2nd Floor, 12-BKC, Plot No C-12, G Block, BKC, Bandra (East), Mumbai - 400 051.

**CAMS Service Center:** LG3, SCO 12, Sector 16, Behind Canara Bank, Faridabad - 121 002. Email Id - camsfdb@camsonline.com